

# ART. T481

## SQUARE TUBE INSERT

**MATERIAL:**

Square head with ribbed insert in Polyethylene (LDPE).

**SURFACE:**

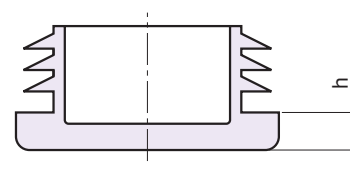
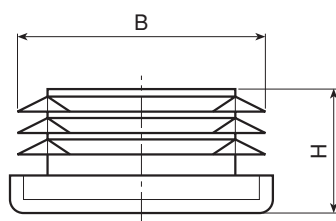
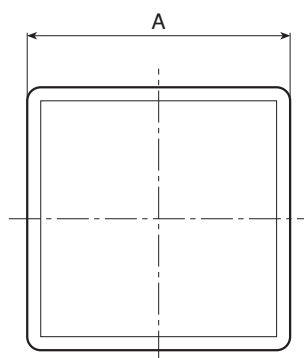
Satin.

**COLOUR:**

Black (RAL 9011).

**SPECIAL REQUESTS:**

- None.



Art.	A	H	h	B - Tube thickness (min - max)	Weight (gr)
T481010.D01	10	16	4	1-2	1
T481012.D01	12	16	4	1-2	1
T481013.D01	13	16	4	1-2	1
T481015.D01	15	17	4	1-2	1
T481016.D01	16	17	5	1-2,5	1,5
T481018.D01	18	17	5	1,5-3	2
T481020.D01	20	17	5	1-3	2,5
T481022.D01	22	17	5	1-3,5	2,5
T481025.D01	25	17	5	1-3	3,5
T481028.D01	28	17	5	1-3	4
T481030.D01	30	17	5	1-2,5	4,5
T481032.D01	32	17	5	1-3,5	6
T481034.D01	34	20	5	1-3	6
T481035.D01	35	20	5	1-3	6
T481038.D01	38	20	5	1-3,5	7,5
T481040.D01	40	20	5	1-3	8
T481045.D01	45	20	5	1-3	9
T481050.D01	50	20	5	1-2,5	11
T481055.D01	55	20	5	2-4,5	12,5
T481060.D01	60	29	5	1,5-3,5	19
T481065.D01	65	26	5	2-4,5	23,5
T481070.D01	70	24	5	2-5	25
T481075.D01	75	27	6	2-4,5	26,5
T481080.D01	80	27	6	2-4	28
T481090.D01	90	31	6	3-5	47,5
T481095.D01	95	28	6	3,5-5,5	52
T481100.D01	100	31	7	1-4	51,5



**BOTECA**